

UL-EU CERTIFICATE

Certificate No. UL-EU-01023-CPR
Page 1/10
Date of Issue 2016-05-27

Certificate Holder FSi Ltd
Westminster Industrial Estate
Tamworth Rd
Measham
DE12 7DS
United Kingdom

Manufacturer A/008

Certified Product Type Fire Stop – Pipe Wrap
Product Trade Name PipeBloc EL
Trademark N/A
Rating/Classification See Appendix

Harmonised Technical Specifications ETAG 026-2 / EN 13501-2 / EN 13501-1
Supporting Documentation ETA 15/0491, EC – CERTIFICATE OF CONSTANCY OF PERFORMANCE - 1121 – CPR – JA5082
Additional information N/A
Expiry date 2026-05-26



Certification Manager
Chris Miles

This is to certify that representative samples of the Certified Product listed above have been investigated by Underwriters Laboratories to the Standard(s) indicated on this Certificate, in accordance with the UL Global Services Agreement and the UL-EU Mark Service Terms and Conditions ("Agreement"). The Certificate Holder is entitled to use the UL-EU Mark for the Certified Product listed on the certificate and manufactured at the production site(s) listed, in accordance with the terms of the Agreement. Only those products bearing the UL-EU Mark for Europe should be considered as being covered by UL's UL-EU Mark Service. This Certificate shall remain valid through the Expiration date, unless a Standard identified on this Certificate is amended or withdrawn prior to that date or there is a non-compliance with the Agreement.



Appendix UL-EU CERTIFICATE

Certificate No. UL-EU-01023-CPR
Page 2/10
Date of Issue 2016-05-27

This certificate relates to the use of PipeBloc EL for fire stopping where services penetrate floors and walls. The detailed scope is given in pages 3 to 5 of this Certificate. This shows the thickness and acceptable dimensions, substrates and orientations required to provide fire resistance periods of up to 240 minutes (EI 240).

The product is certificated on the basis of:

- i) ETA 15/0491
- ii) EC – CERTIFICATE OF CONSTANCY OF PERFORMANCE 1121 – CPR – JA5082
- ii) Inspection and surveillance of factory production control by UL
- iii) Fire resistance test data in accordance with 1366-3: 2009
- iv) Classification in accordance with EN 13501-2
- v) Classification in accordance with EN 13501-1
- vi) Durability and Servicability as defined in ETAG 026-2

The durability class of PipeBloc EL is X - intended for use in conditions exposed to weathering (includes all lower classes).



Appendix UL-EU CERTIFICATE

Certificate No. UL-EU-01023-CPR
 Page 3/10
 Date of Issue 2016-05-27

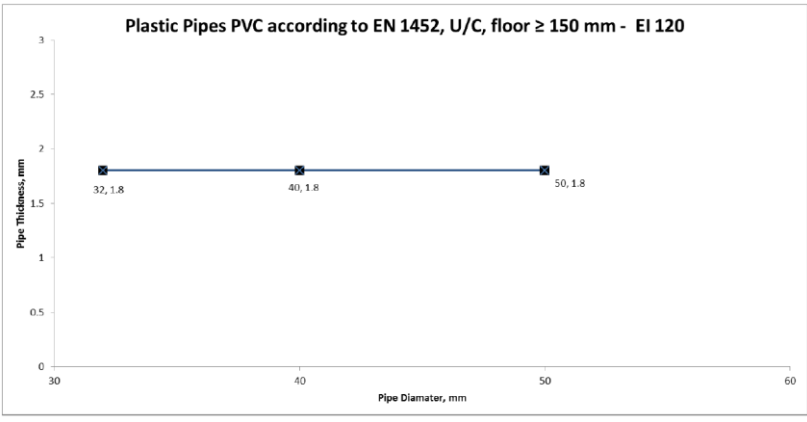
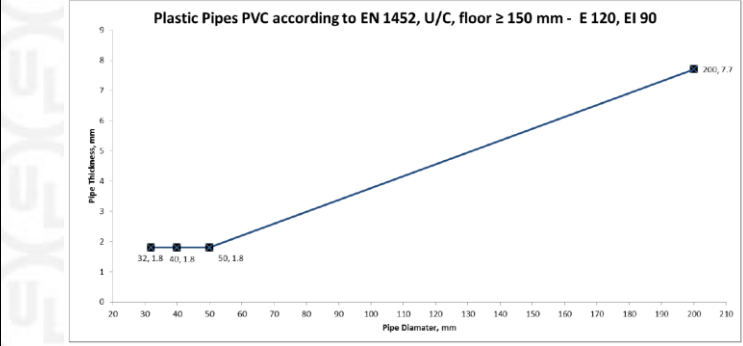
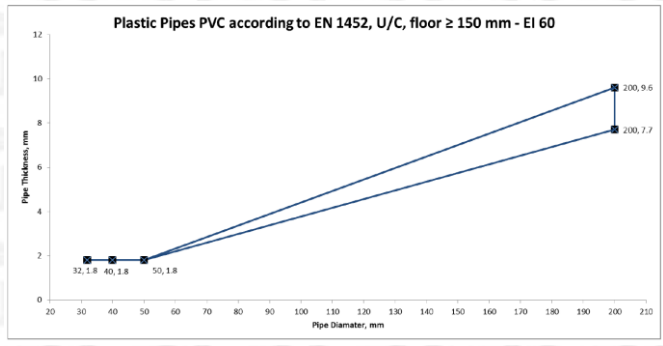
Product-type: Pipe Wrap		Intended use: Penetration Seal
Basic requirement for construction work	Basic Requirement	Basic requirement for construction work
BWR 1 Mechanical resistance and stability		
-	None	-
BWR 2 Safety in case of fire		
EN 13501-1	Reaction to fire	Class E
EN 13501-2	Resistance to fire	See page 5
BWR 3 Hygiene, health and environment		
EN 1026:2000	Air permeability (material property)	No performance determined
ETAG 026-3, Annex C	Water permeability (material property)	No performance determined
Declaration of manufacturer	Release of dangerous substances	Use category IA1, S/W3 Declaration of manufacturer
BWR 4 Safety in use		
EOTA TR 001:2003	Mechanical resistance and stability	No performance determined
EOTA TR 001:2003	Resistance to impact/movement	No performance determined
EOTA TR 001:2003 ISO 11600	Adhesion	No performance determined
BWR 5 Protection against noise		
EN 10140-2/ EN ISO 717-1	Airborne sound insulation	No performance determined
EN 10140-3/ EN ISO 717-2	Impact sound insulation	No performance determined
BWR 6 Energy economy and heat retention		
EN 12664, EN 12667 or EN 12939	Thermal properties	No performance determined
EN ISO 12572 EN 12086	Water vapour permeability	No performance determined
General aspects relating to fitness for use		
ISO 8339: 2005, ISO 9046: 2004 & ISO 7389: 2003	Durability and serviceability	X
BWR 7 Sustainable use of natural resources		
-	-	No performance determined



Appendix UL-EU CERTIFICATE

Certificate No. UL-EU-01023-CPR
 Page 4/10
 Date of Issue 2016-05-27

Substrate	Minimum Substrate Thickness (mm)	Annular gap seal of Pyrocoustic (mm)	Wrap Position	Inlay W X T (mm)	Reference	Pipe	Fire Resistance (mins.)*	
							E	EI
Concrete floor	150	4 (to both faces of floor)	Both sides	40 x 4	32 mm PipeBloc EL	32 mm Ø PVC with 1.8mm wall thickness	120	120
					40 mm PipeBloc EL	40 mm Ø PVC with 1.8mm wall thickness		
		50 mm PipeBloc EL			50 mm Ø PVC with 1.8mm wall thickness			
		12 (to both faces of floor)		40 x 10	200 mm PipeBloc EL	200mm Ø PVC with 7.7mm wall thickness	120	90
					200 mm PipeBloc EL	200mm Ø PVC with 7.7mm wall thickness	60	60



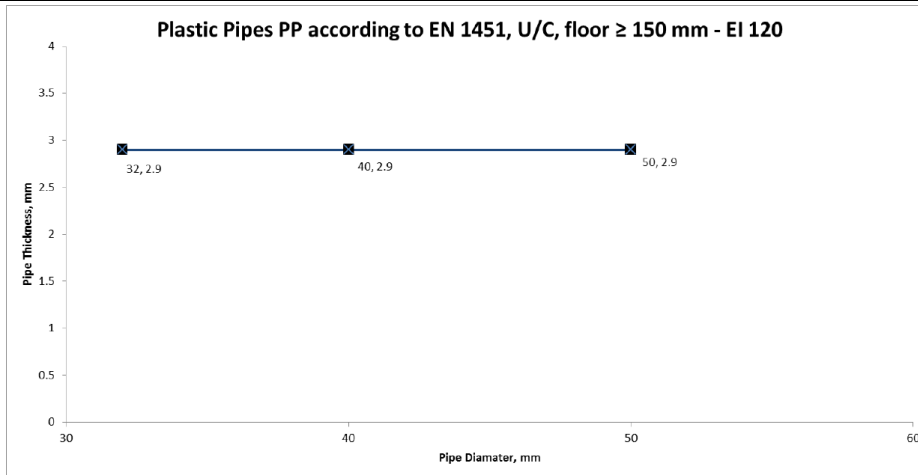
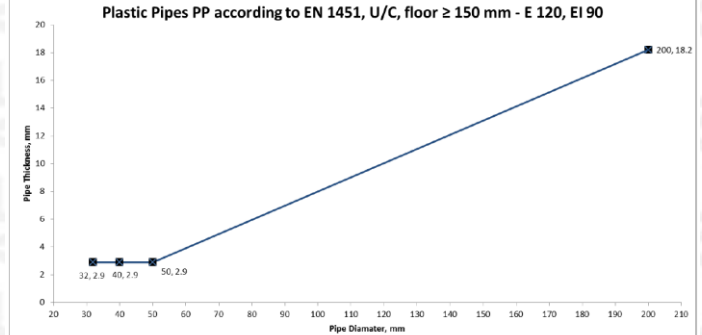
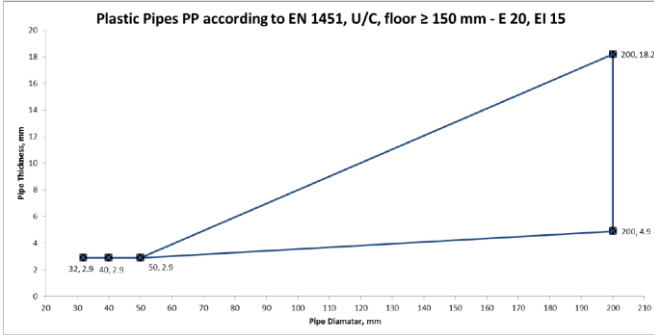
* Uncapped/Capped (U/C)



Appendix UL-EU CERTIFICATE

Certificate No. UL-EU-01023-CPR
 Page 5/10
 Date of Issue 2016-05-27

Substrate	Minimum Substrate Thickness (mm)	Annular gap seal of Pyrocoustic (mm)	Wrap Position	Inlay W X T (mm)	Reference	Pipe	Fire Resistance (mins.)*	
							E	EI
Concrete floor	150	4 (to both faces of floor)	Both sides	40 x 4	32 mm PipeBloc EL	32 mm Ø PP with 2.9mm wall thickness	120	120
					40 mm PipeBloc EL	40 mm Ø PP with 2.9mm wall thickness		
					50 mm PipeBloc EL	50 mm Ø PP with 2.9mm wall thickness		
				40 x 10	200 mm PipeBloc EL	200mm Ø PP with 4.9mm wall thickness	20	15
					200 mm PipeBloc EL	200mm Ø PP with 18.2mm wall thickness	120	9



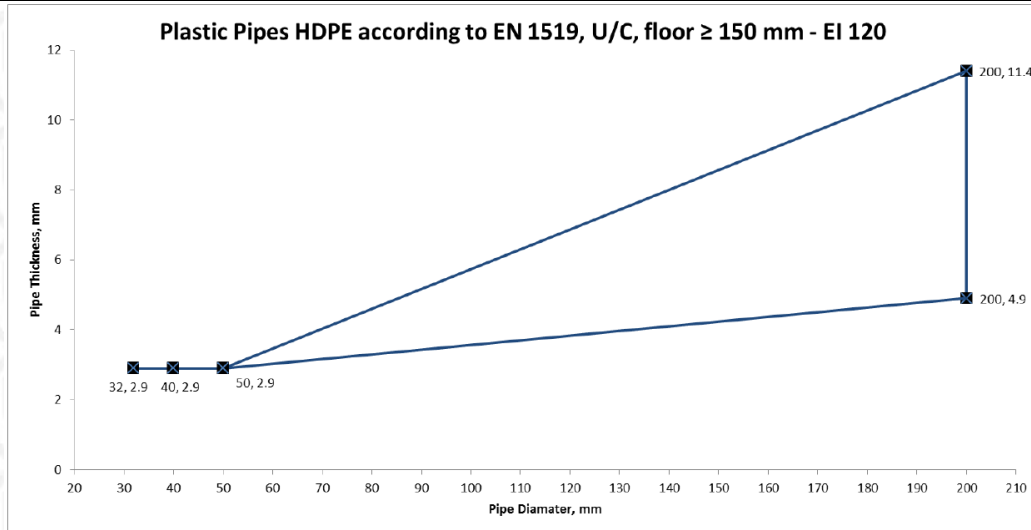
* Uncapped/Capped (U/C)



Appendix UL-EU CERTIFICATE

Certificate No. UL-EU-01023-CPR
 Page 6/10
 Date of Issue 2016-05-27

Substrate	Minimum Substrate Thickness (mm)	Annular gap seal of Pyrocoustic (mm)	Wrap Position	Inlay W X T (mm)	Reference	Pipe	Fire Resistance (mins.)*	
							E	EI
Concrete floor	150	4 (to both faces of floor)	Both sides	40 x 4	32 mm PipeBloc EL	32 mm Ø HDPE with 2.9mm wall thickness	120	120
					40 mm PipeBloc EL	40 mm Ø HDPE with 2.9mm wall thickness		
					50 mm PipeBloc EL	50 mm Ø HDPE with 2.9mm wall thickness		
		12 (to both faces of floor)		40 x 10	200 mm PipeBloc EL	200mm Ø HDPE with 4.9mm wall thickness		
					200 mm PipeBloc EL	200mm Ø HDPE with 11.4mm wall thickness		



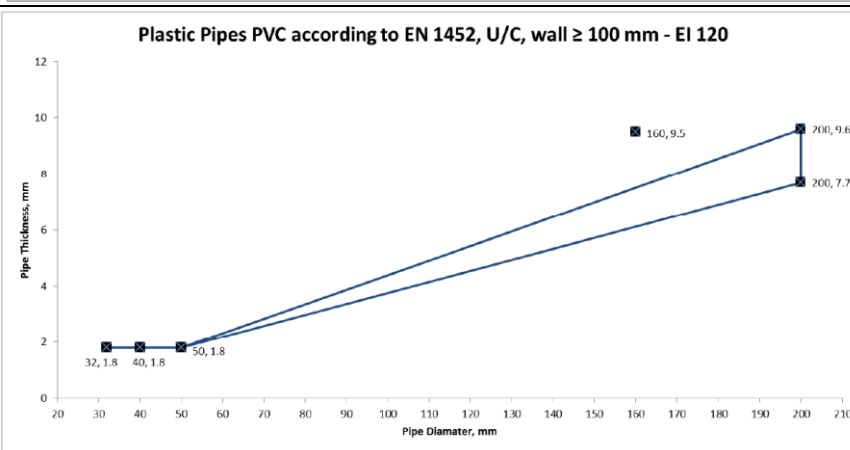
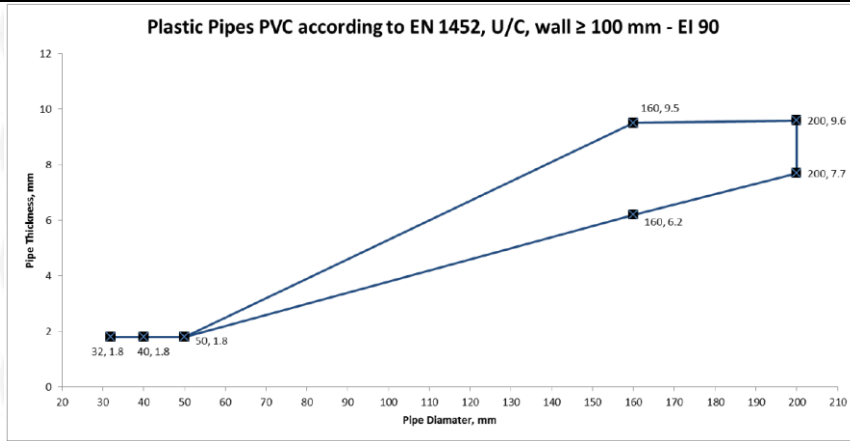
* Uncapped/Capped (U/C)



Appendix UL-EU CERTIFICATE

Certificate No. UL-EU-01023-CPR
 Page 7/10
 Date of Issue 2016-05-27

Substrate	Minimum Substrate Thickness (mm)	Annular gap seal of Pyrocoustic (mm)	Wrap Position	Inlay W X T (mm)	Reference	Pipe	Fire Resistance (mins.)*	
							E	EI
Flexible/ Concrete/ Masonry wall	100	4 (to both faces of floor)	Both sides	40 x 2	32 mm PipeBloc EL	32 mm Ø PVC with 1.8mm wall thickness	120	120
					40 mm PipeBloc EL	40 mm Ø PVC with 1.8mm wall thickness		
					50 mm PipeBloc EL	50 mm Ø PVC with 1.8mm wall thickness		
				40 x 8	160 mm PipeBloc EL	160mm Ø PVC with 6.2mm wall thickness	90	90
					160 mm PipeBloc EL	160mm Ø PVC with 9.5mm wall thickness		
					200 mm PipeBloc EL	200mm Ø PVC with 7.7mm wall thickness		
				40 x 10	200 mm PipeBloc EL	200mm Ø PVC with 9.6mm wall thickness	120	120
					200 mm PipeBloc EL	200mm Ø PVC with 9.6mm wall thickness		



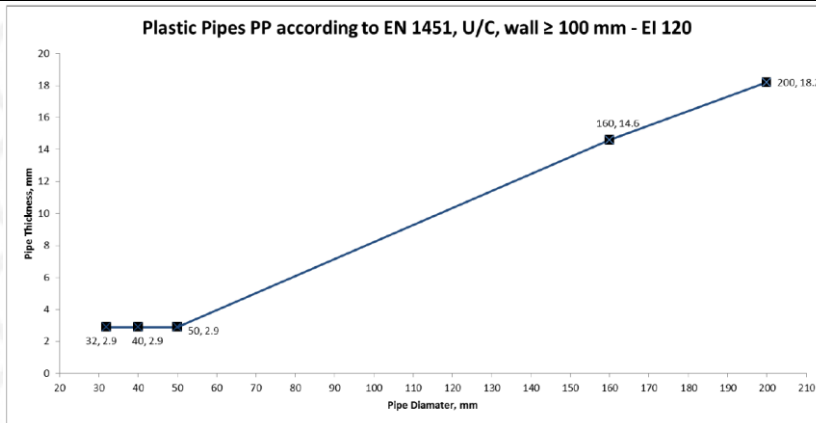
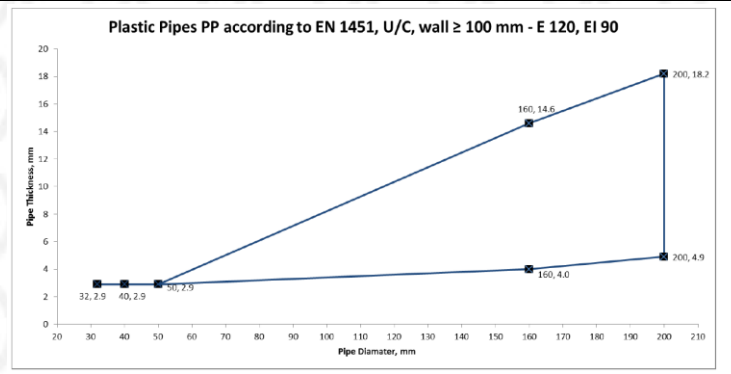
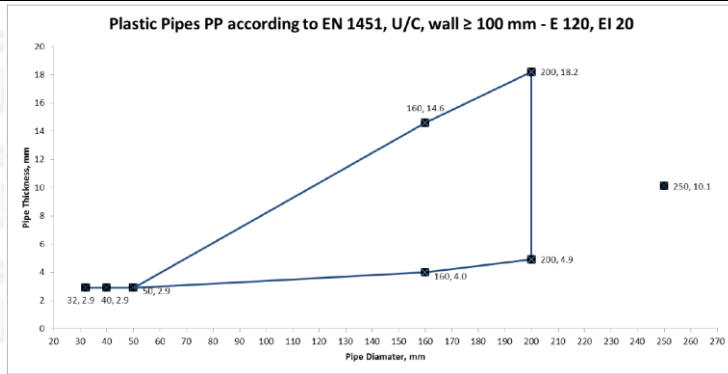
* Uncapped/Capped (U/C)



Appendix UL-EU CERTIFICATE

Certificate No. UL-EU-01023-CPR
 Page 8/10
 Date of Issue 2016-05-27

Substrate	Minimum Substrate Thickness (mm)	Annular gap seal of Pyrocoustic (mm)	Wrap Position	Inlay W X T (mm)	Reference	Pipe	Fire Resistance (mins.)*			
							E	EI		
Flexible/Concrete/Masonry wall	100	4 (to both faces of floor)	Both sides	40 x 2	32 mm PipeBloc EL	32 mm Ø PP with 2.9mm wall thickness	120	120		
					40 mm PipeBloc EL	40 mm Ø PP with 2.9mm wall thickness				
					50 mm PipeBloc EL	50 mm Ø PP with 2.9mm wall thickness				
				40 x 8	160 mm PipeBloc EL	160mm Ø PP with 4.0mm wall thickness			120	90
					160 mm PipeBloc EL	160mm Ø PP with 14.6mm wall thickness			120	120
					200 mm PipeBloc EL	200mm Ø PP with 4.9mm wall thickness			120	90
		40 x 10	200 mm PipeBloc EL	200mm Ø PP with 18.2mm wall thickness	120	120				
			40 x 12	250 mm PipeBloc EL	250mm Ø PP with 10.1mm wall thickness	120	20			



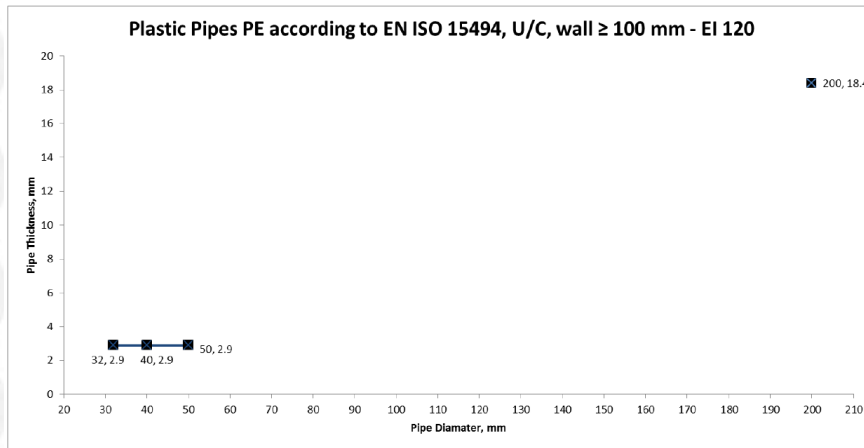
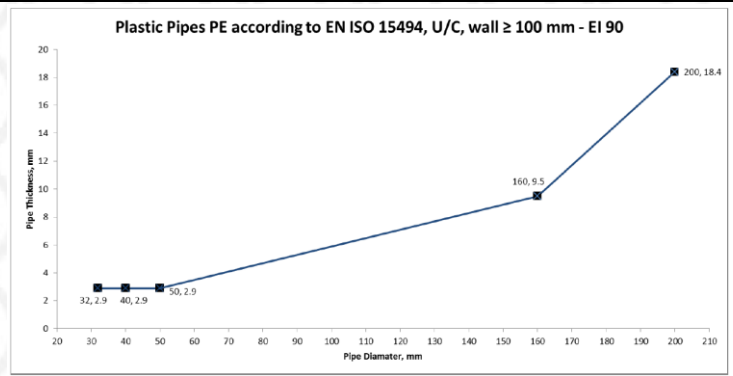
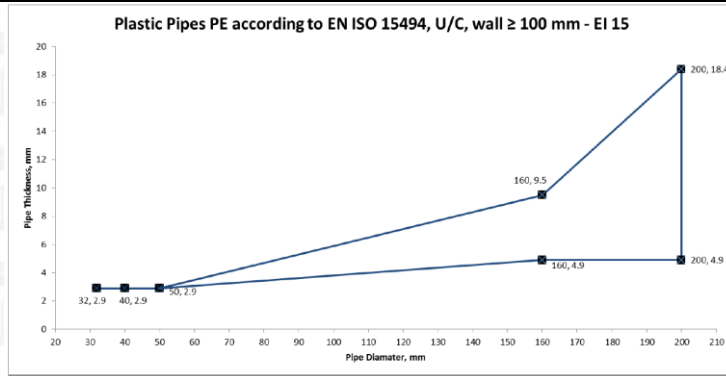
* Uncapped/Capped (U/C)



Appendix UL-EU CERTIFICATE

Certificate No. UL-EU-01023-CPR
 Page 9/10
 Date of Issue 2016-05-27

Substrate	Minimum Substrate Thickness (mm)	Annular gap seal of Pyrocoustic (mm)	Wrap Position	Inlay W X T (mm)	Reference	Pipe	Fire Resistance (mins.)*	
							E	EI
Flexible/ Concrete/ Masonry wall	100	4 (to both faces of floor)	Both sides	40 x 2	32 mm PipeBloc EL	32 mm Ø HDPE with 2.9mm wall thickness	120	120
					40 mm PipeBloc EL	40 mm Ø HDPE with 2.9mm wall thickness		
					50 mm PipeBloc EL	50 mm Ø HDPE with 2.9mm wall thickness		
		10 (to both faces of floor)		40 x 8	160 mm PipeBloc EL	160mm Ø HDPE with 4.9mm wall thickness	15	15
					160 mm PipeBloc EL	160mm Ø HDPE with 9.5mm wall thickness	90	90
					200 mm PipeBloc EL	200mm Ø HDPE with 4.9mm wall thickness	15	15
		12 (to both faces of floor)		40 x 10	200 mm PipeBloc EL	200mm Ø HDPE with 18.4mm wall thickness	120	120
					200 mm PipeBloc EL	200mm Ø HDPE with 18.4mm wall thickness	120	120



* Uncapped/Capped (U/C)



Appendix UL-EU Certificate

Certification Mark	UL-EU mark
Certificate No.	UL-EU-01023-CPR
Page	10/10
Date of Issue	2016-05-27

The UL-EU Mark, as displayed below, shall appear on certified products only. Minimum size is not specified, as long as the Mark is legible. The following is suggested.



The minimum height of the registered trademark symbol ® shall be 1 mm. When the overall diameter of the UL-EU Mark is less than 9.5 mm, the trademark symbol may be omitted if it is not legible to the naked eye.

The UL-EU Mark may appear on a label, nameplate, or may be cast, stamped or molded into the product. When appearing on a label or nameplate, the Manufacturer's name or trademark along with a model number are also required on that same label or nameplate. If cast, stamped or molded, the Certificate Manufacturer's name or trademark and model number shall also appear elsewhere on the product.

All content shall be in accordance with the details provided on this UL-EU Certificate.

PROCUREMENT

The Production site may reproduce the Mark or obtain it from a UL authorized supplier. The list of UL authorized suppliers can be found on UL's online directory at www.ul.com.

